
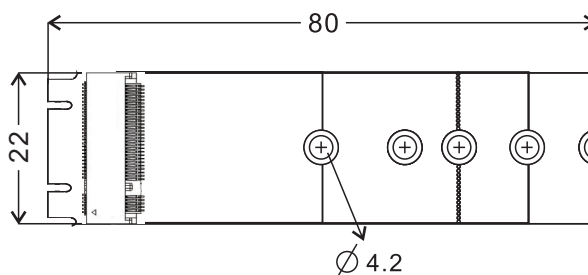


M.2(NGFF)金手指转M.2连接器转接卡



外型尺寸 (单位:mm)



订购信息

产品型号	AD911A
产品描述	M.2金手指带B+M key双凹槽 对M.2 B key连接器转接卡

产品特点

- 内建M.2 NGFF B key connector 母头连接器
- 连接M.2 SSD到M.2 NGFF信号端口

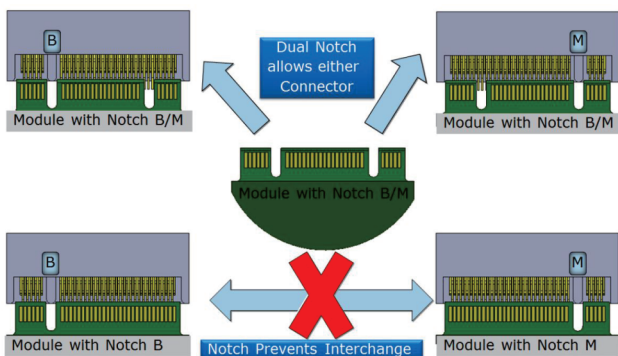
规格

- 相容PCI Express M.2 Spec. Revision 0.7, Ver. 1.0
- SerialATA_Revision_3_2_Gold

支援 M.2(NGFF) SSD 规格大小

- Type 2260-D2-B-M: 60mm(L) x 22mm(W)
- Type 2242-D2-B-M: 42mm(L) x 22mm(W)
- Type 2230-D2-B-M: 30mm(L) x 22mm(W)

Dual Module key Scheme Example



SSD Module pinout

74	3.3V	CONFIG_2 = GND	75
72	3.3V	GND	73
70	3.3V	GND	71
68	SUSCLK(32kHz) (I)(0/3.3V)	CONFIG_1 = GND	69
		N/C	67
	Module Key	Module Key	M Key notch
	Module Key	Module Key	
	Module Key	Module Key	
	Module Key	Module Key	
	Module Key	Module Key	
58	Reserved for MFG Clock	GND	57
56	Reserved for MFG Data	N/C	55
54	N/C	N/C	53
52	N/C	GND	51
50	N/C	SATA-A+	49
48	N/C	SATA-A-	47
46	N/C	GND	45
44	N/C	SATA-B-	43
42	N/C	SATA-B+	41
40	N/C	GND	39
38	DEVSLP (I)(0/3.3V)	N/C	37
36	N/C	N/C	35
34	N/C	GND	33
32	N/C	N/C	31
30	N/C	N/C	29
28	N/C	GND	27
26	N/C	N/C	25
24	N/C	N/C	23
22	N/C	CONFIG_0 = GND	21
20	N/C	Module Key	M Key notch
	Module Key	Module Key	
	Module Key	Module Key	
	Module Key	Module Key	
	Module Key	Module Key	
10	DAS/DSS# (O)(OD)	N/C	11
8	N/C	N/C	9
6	N/C	N/C	7
4	3.3V	GND	5
2	3.3V	CONFIG_3 = GND	1

Socket 2 SATA-based SSD Module Pinout